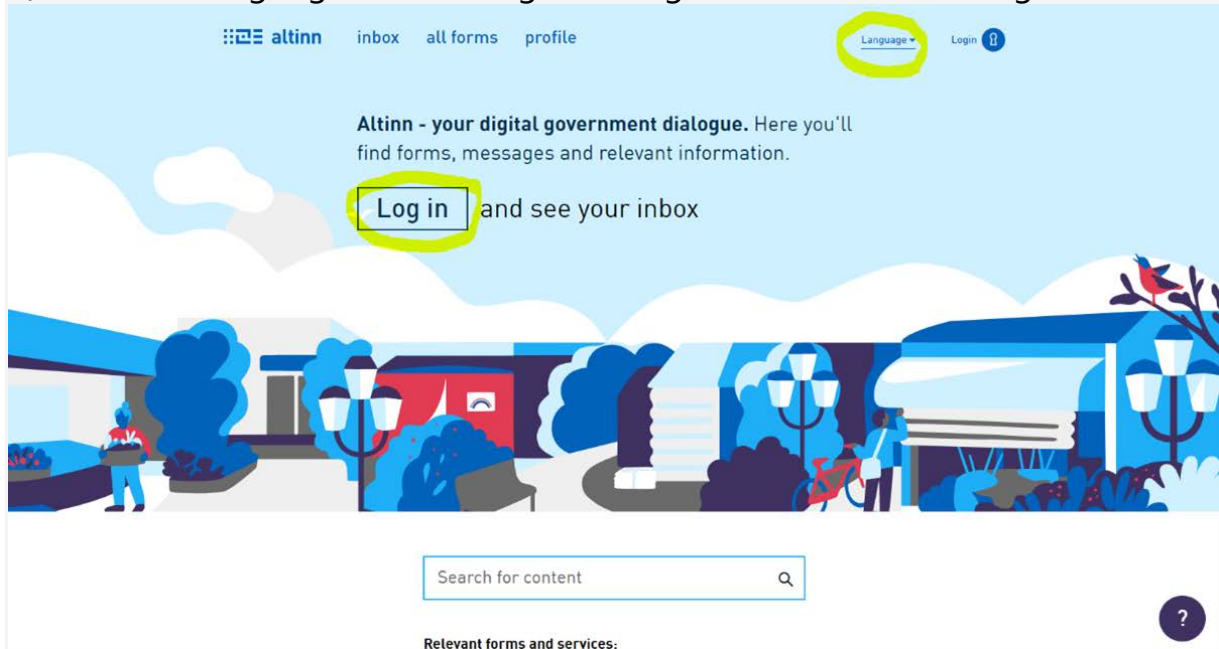


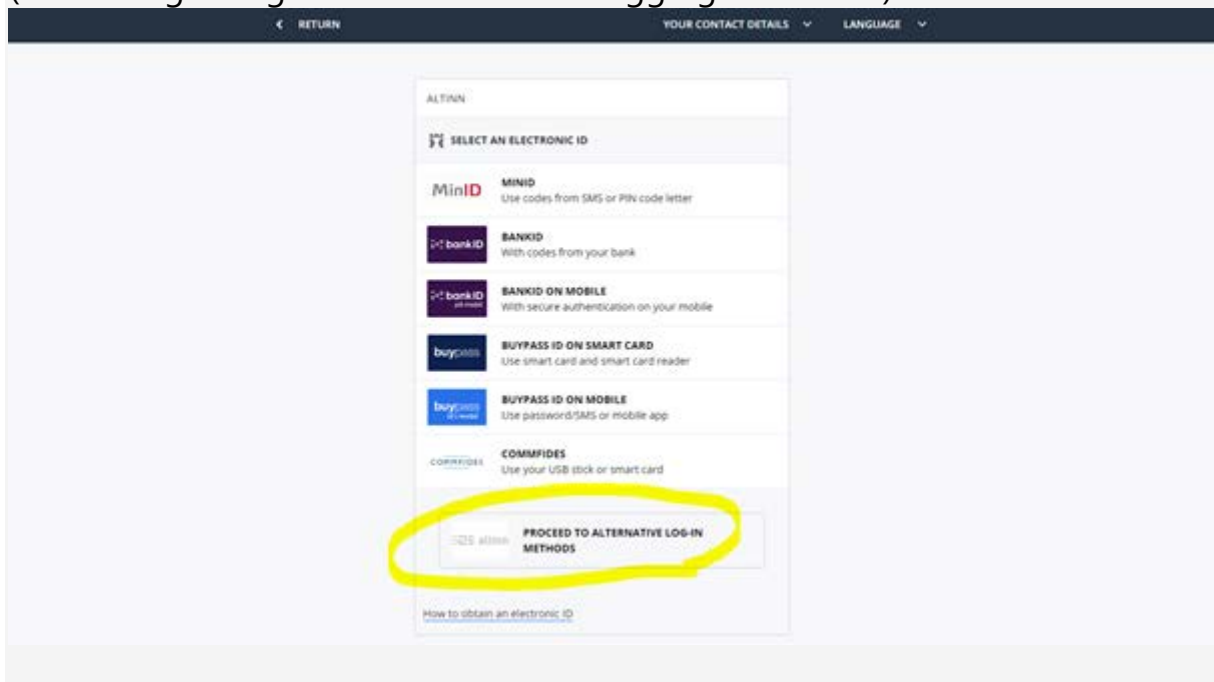
How to log in to Altinn.no

- 1) Go to www.altinn.no
- 2) Choose "Language" and change to "English". Then select "Log In"

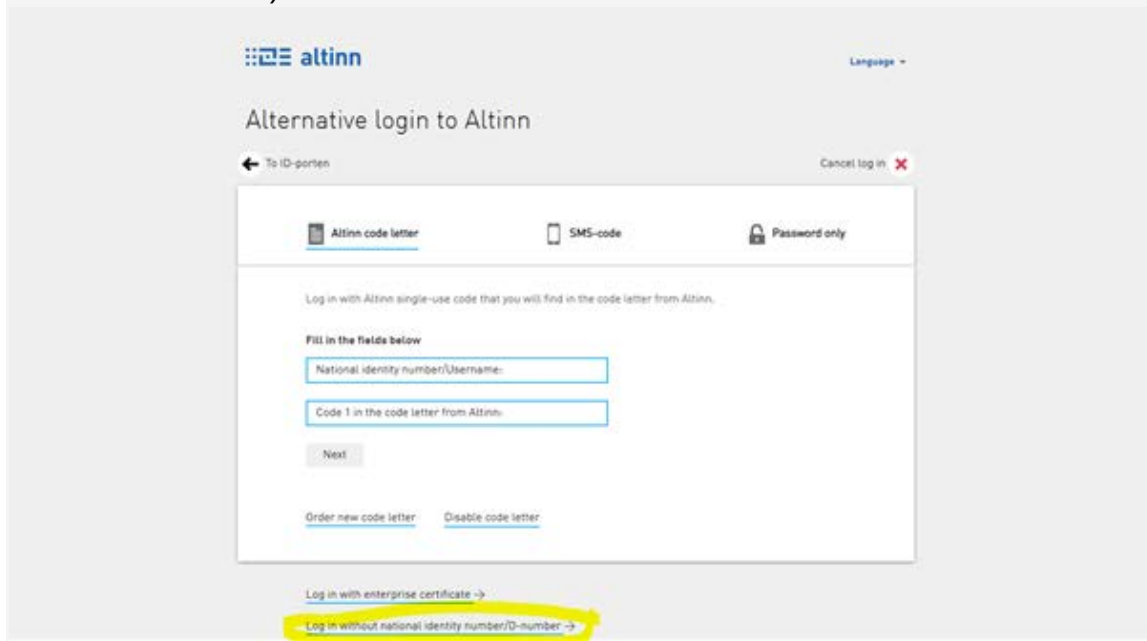


- 3) You will be directed to a new page. Select "Proceed to alternative log-in methods"

(in Norwegian: "gå videre til flere innloggingsmetoder")

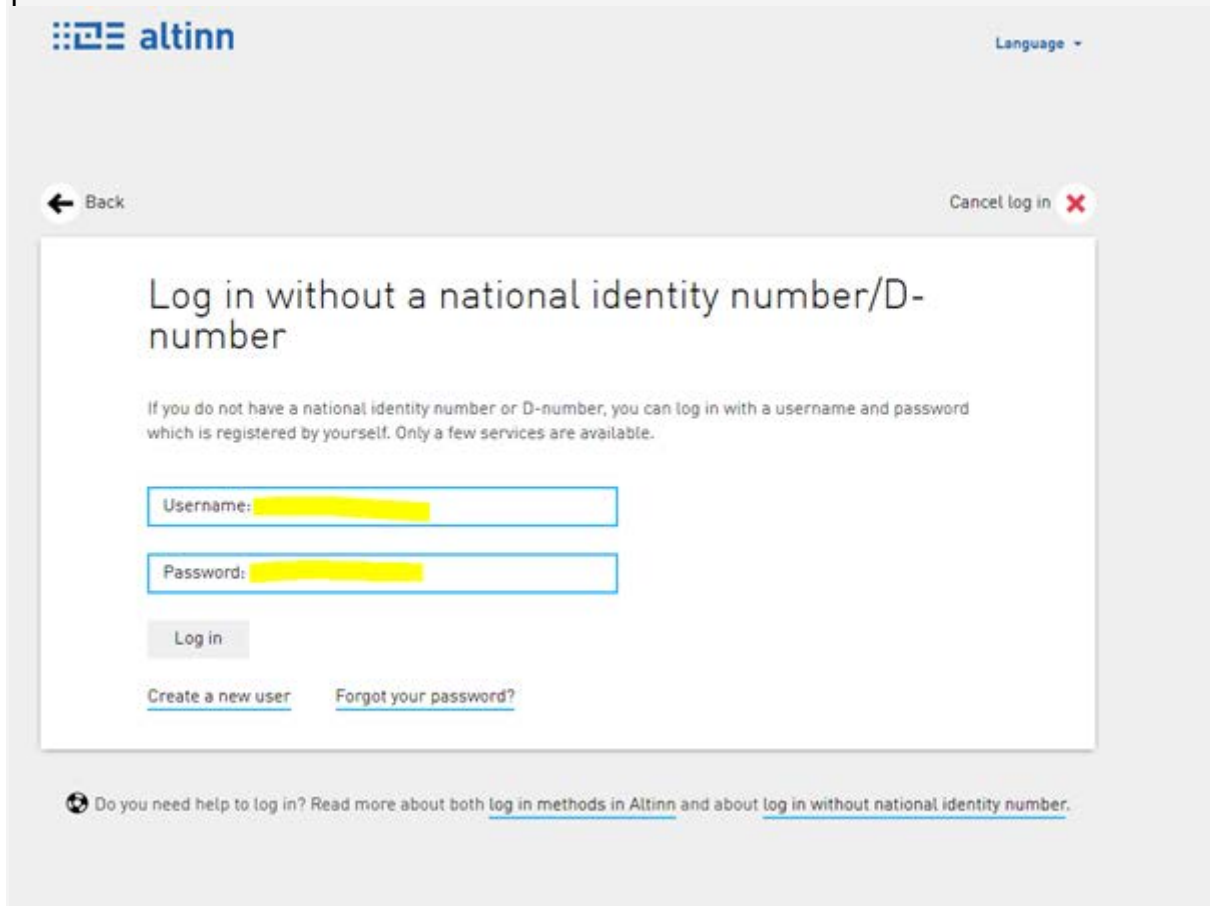


4) You will be directed to a new page. Select "Log in without national identity number/D-number" (In Norwegian: "innlogging uten fødselsnummer")



The screenshot shows the Altinn login interface. At the top left is the Altinn logo, and at the top right is a "Language" dropdown menu. The main heading is "Alternative login to Altinn". Below this, there are navigation links: "To ID-porten" (with a back arrow) and "Cancel log in" (with a red X). A horizontal menu offers three login methods: "Altinn code letter" (selected), "SMS-code", and "Password only". The "Altinn code letter" section contains the text: "Log in with Altinn single-use code that you will find in the code letter from Altinn." Below this, it says "Fill in the fields below" and provides two input fields: "National identity number/Username:" and "Code 1 in the code letter from Altinn:". A "Next" button is positioned below the second field. At the bottom of this section are two links: "Order new code letter" and "Disable code letter:". Below the main form area, there are two more links: "Log in with enterprise certificate ->" and "Log in without national identity number/D-number ->". The second link is highlighted with a yellow background.

5) You will be directed to a new page. Then log in with username and password



The screenshot shows the Altinn login interface for users without a national identity number. At the top left is the Altinn logo, and at the top right is a "Language" dropdown menu. The main heading is "Log in without a national identity number/D-number". Below this, there is explanatory text: "If you do not have a national identity number or D-number, you can log in with a username and password which is registered by yourself. Only a few services are available." Below the text are two input fields: "Username:" and "Password:". A "Log in" button is positioned below the second field. At the bottom of the form area are two links: "Create a new user" and "Forgot your password?". At the very bottom of the page, there is a help icon and the text: "Do you need help to log in? Read more about both [log in methods in Altinn](#) and about [log in without national identity number](#)."